



Features:

- On Delay
- 10 Time Ranges
- Front knobs for Time Range & Time Scale
- Slim, Space Saving Design
- DIN Rail Mount

Size: DIN 17.5mm

Certifications:

Technical Specifications

Input Specifications

Accuracy	Setting: $\pm 5\%$ of F.S. Repeat: $\pm 0.5\%$ (F.S. = Full Scale)
Reset	Reset time < 100 msec

Output Specifications

Output Contact	SPDT (1 C/O)
Contact Rating	NO/5A, NC/3A@250V AC

Functional Specifications

Modes	On delay
Time Ranges	0.1 - 1 sec, 0.3 - 3 sec, 1 - 10 sec, 3 - 30 sec 0.1 - 1 min, 0.3 - 3 min, 1 - 10 min, 3 - 30 min 0.1 - 1 hr, 0.3 - 3 hr

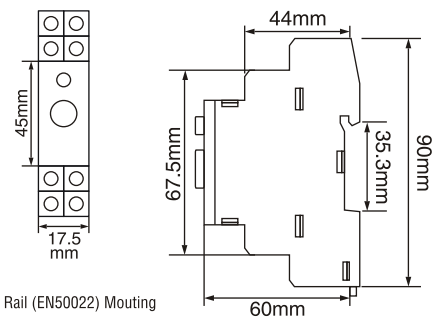
Supply Voltage

Supply Voltage	240V AC (AC : 50 / 60Hz) 110V AC (AC : 50 / 60Hz) 24V AC/DC (AC : 50 / 60Hz)
----------------	--

Environmental Specifications

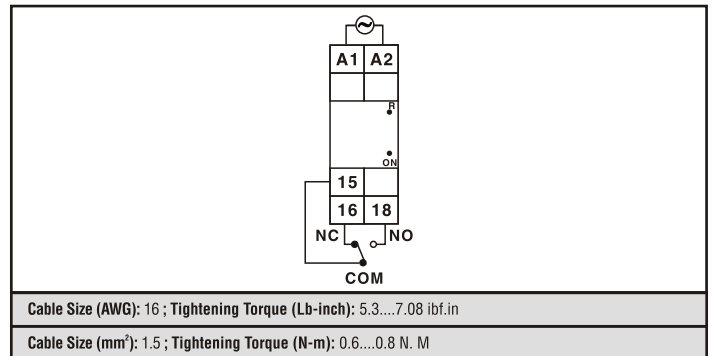
Temperature	Operating: 0 to 50°C (32 to 122°F) Storage: -20 to 75°C (-4 to 167°F)
Humidity (non-condensing)	95% RH
Weight	61 gms
Protection Level	IP40 for Casing IP20 for terminals

Dimensions

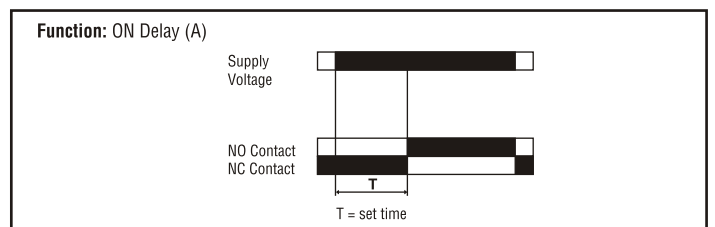


Symmetrical 35mm Din Rail (EN50022) Mounting

Terminal Connections



Timing Diagram



Ordering Information

Part No.	Supply Voltage			Certification	
	240V AC	110V AC	24V AC/DC	CE	UL US LISTED 4576 IND. CONT. EQ.
600ST	■			■	
600ST-CU	■			■	■
600ST-110-CU		■		■	■
600ST-24-CU			■	■	■